

Industrial Metal Enclosure Systems

工業鋼鐵電制箱及機櫃系統

Catalogue

產品目錄

04

A comprehensive range of Telemecanique metal enclosures, for both wall mounting and floor standing use, meets the needs of different industries.

Fully certified Telemecanique metal enclosures ensure maximum reliability which are suitable for installations of all kinds, from electrical distribution to the most sophisticated process automation and robotization.

TE電器的一系列掛牆和整體落地式鋼鐵防護電氣制箱及機櫃系統能應用於不同工業需要。

TE電器電氣制箱及機櫃系統經國際認證及測試，保證提供可靠的系統，由配電系統至自動操作系統均適合使用。



Table of Contents 目錄

NCS	Wall Mounting Steel Enclosure 掛牆式鋼鐵電制箱	
	General Characteristics 總體特性	3
	Selection Guide 選型表	3
	Accessories 附件	4 - 5
NAM	Floor Standing Enclosure 整體落地式機櫃	
	General Characteristics 總體特性	6 - 7
	Selection Guide 選型表	6 - 7
NSM	Industrial Cubicle System 組合拼裝式工業機櫃系統	
	General Characteristics 總體特性	8 - 9
	Selection Guide 選型表	10 - 11
	Accessories 附件	10 - 11
NAM & NSM	Metal Floor Standing Enclosure & Industrial Cubicle System 整體落地式機櫃及組合拼裝式工業機櫃系統	
	Accessories 附件	12 - 15

Wall mounting steel enclosure IP-66 掛牆式鋼鐵電制箱

Features

- Monobloc sealed metal enclosure system
- One piece body automatically folded and welded for top protection
- Reinforced plain door or transparent tempered glass door (thickness: 4mm)

IP Degree of Protection : (EN 50298)

- IP66

IK Degree of Protection Against Mechanical Impact

- Enclosure with plain door : IK10
- Enclosure with glass door : IK08

Color : RAL 7032

特徵

- 封閉式箱體
- 控制箱箱體本身為整張鋼板折彎後焊接成型
- 帶加強筋的標準前門或透視玻璃前門(強化玻璃厚度為4mm)

IP 防護等級 : (EN 50298)

- IP66

IK 抗外部機械衝擊能力

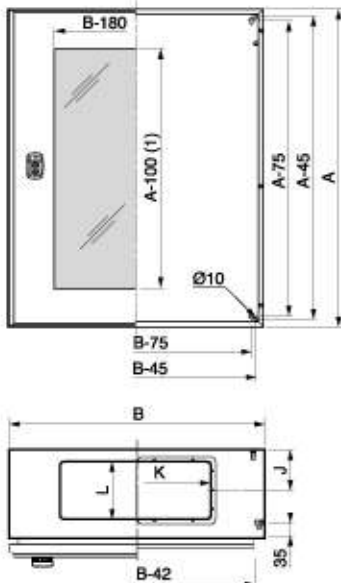
- 鋼板前門 : IK10
- 鋼板玻璃前門 : IK08

顏色 : RAL 7032



Selection guide 選型表

Dimensions 尺寸 (mm)			Product Reference 產品型號				
Height 高度 A	Width 闊度 B	Depth 深度 C	with Plain Door 帶鋼板前門	with Glass Door 帶鋼板玻璃前門	Mounting Plate 安裝板	Depth Adjustable Supports 階式滑塊	Internal Door 內門
300	200	150	NCS-32150S		NAC-PG32S		
300	300	150	NCS-33150S		NAC-PG33S		
300	300	200	NCS-33200S		NAC-PG33S	NAC-BC200	
400	300	150	NCS-43150S	NCS-PV43150S	NAC-PG43S		NAC-PI43
400	300	200	NCS-43200S	NCS-PV43200S	NAC-PG43S	NAC-BC200	NAC-PI43
400	400	200	NCS-44200S	NCS-PV44200S	NAC-PG44S	NAC-BC200	
400	600	200	NCS-46200S		NAC-PG64S	NAC-BC200	
500	400	200	NCS-54200S	NCS-PV54200S	NAC-PG54S	NAC-BC200	NAC-PI54
500	400	250	NCS-54250S	NCS-PV54250S	NAC-PG54S	NAC-BC250	NAC-PI54
500	500	200	NCS-55200S		NAC-PG55S	NAC-BC200	
600	400	200	NCS-64200S	NCS-PV64200S	NAC-PG64S	NAC-BC200	NAC-PI64
600	400	250	NCS-64250S	NCS-PV64250S	NAC-PG64S	NAC-BC250	NAC-PI64
600	600	250	NCS-66250S		NAC-PG66S	NAC-BC250	
600	600	300	NCS-66300S		NAC-PG66S	NAC-BC300	
700	500	250	NCS-75250S	NCS-PV75250S	NAC-PG75S	NAC-BC250	NAC-PI75
800	600	250	NCS-86250S	NCS-PV86250S	NAC-PG86S	NAC-BC250	NAC-PI86
800	600	300	NCS-86300S	NCS-PV86300S	NAC-PG86S	NAC-BC300	NAC-PI86
1000	600	250	NCS-106250S		NAC-PG106S	NAC-BC250	NAC-PI106
1000	800	250	NCS-108250S		NAC-PG108S	NAC-BC250	NAC-PI108
1000	800	300	NCS-108300S		NAC-PG108S	NAC-BC300	NAC-PI108



Dimensions 尺寸 (mm)

Enclosure Dimensions 櫃體尺寸		Recessed Cable Gland Plate 綫纜進綫板					
Width 闊度 (mm)	Depth 深度 (mm)	Dimensions 尺寸 (mm)	Qty 數目	J (mm)	K (mm)	L (mm)	Plinths 底座 (mm)
200	150	140 x 80	1	57	115	55	-
300	150	245 x 80	1	57	220	55	-
300	200	245 x 130	1	80	220	105	-
400	200-250	345 x 130	1	80	320	105	-
500	200-250	445 x 130	1	80	420	105	-
600	200-250	545 x 130	1	80	520	105	-
600	300	495 x 220	1	126 ⁽²⁾	470	195	-
800	300	345 x 135	2	80	320	105	400
800	250-300	445 x 135	2	95	320	105	400

- (1) A-200 if ≥ 800 mm
 (2) J = 140mm for enclosure sizes
 1000mm x 600mm x 400mm

A : Enclosure Height
 B : Enclosure Width
 C : Enclosure Depth

- (1) ≥ 800 mm 為 A-200
 (2) 不包括 1000mm x 600mm x 400mm 控制櫃，
 J = 140mm

A : 櫃體高度
 B : 櫃體闊度
 C : 櫃體深度

Accessories 附件

Mounting Plates (Standard references include mounting plate)

- Suitable for metal enclosures with height 300mm to 1000mm
- Material : galvanized steel plate

標準安裝板(標準配置已包含安裝板)

- 標準尺寸適應櫃體範圍從高度範圍為 300mm 至 1000mm
- 材料：鍍鋅鋼板



Reference 產品型號	Height 高度 (mm)	Width 闊度 (mm)	Max. load 承載 (kg)	Weight 重量 (kg)
NAC-PG32	300	200	60	0.5
NAC-PG33	300	300	60	0.9
NAC-PG43	400	300	60	1.3
NAC-PG44	400	400	60	1.8
NAC-PG46	400	600	90	2.8
NAC-PG54	500	400	90	2.3
NAC-PG55	500	500	90	2.9
NAC-PG64	600	400	90	2.8
NAC-PG66	600	600	135	4.4
NAC-PG75	700	500	135	4.3
NAC-PG86	800	600	135	6.0
NAC-PG106	1000	600	150	10.3
NAC-PG108	1000	800	150	14.0

Depth Adjustable Supports

- Used to adjust depth of mounting plates, possible to regulate depth every 12.5mm

階式滑塊

- 安裝板深度進行調整，調整間距為12.5mm



Reference 產品型號	Enclosure Depth 櫃體深度(mm)
NAC-BC200	200
NAC-BC250	250
NAC-BC300	300

Wall Fixing Brackets

- Fixed from outside, can be placed both horizontally or vertically

壁裝固定件

- 可直接垂直或水平安裝在控制箱背板上



Reference 產品型號	Material 材料
NAC-PFA	Cold-rolled steel 冷軋鋼板

Door Hinge

- Standard Opening Angle : 120°

門鉸鏈

- 標準開啟角度為120°



Reference 產品型號	Opening Angle 開啟角度
NAC-CH180	180°
NAC-CH120	120°

Document Rack

文件架



Reference 產品型號	Format 格式	Depth 深度(mm)
NAF-PA422	A4	22
NAF-PA440	A4	40
NAF-PA335	A3	35

Internal Door

- Can be mounted directly on enclosure front or on depth adjustable support (not included)
- Material : cold-rolled steel
- Color : RAL 7032



內門

- 內門既可直接裝在控制箱的正面，也可裝在階式滑塊上 (不附帶提供)
- 材料：冷轧鋼板
- 顏色：RAL 7032

for Fitting to Enclosure 適合櫃體

Reference 產品型號	Height 高度(mm)	Width 闊度(mm)
NAC-PI43	400	300
NAC-PI54	500	400
NAC-PI64	600	400
NAC-PI75	700	500
NAC-PI86	800	600
NAC-PI106	1000	600
NAC-PI108	1000	800

Earthing Cables 接地導線



Reference 產品型號	Cross Section Area 截面積 (mm ²)	Length 長度 (mm)	Hook Dia. 金屬圈孔徑 (mm)
NAC-CM6130	6	130	6.4
NAC-CM6160	6	160	6.4
NAC-CM6168	6	160	8.3
NAC-CM1025	10	250	6.4
NAC-CM2535	25	350	8.3

Key Lock Mechanism

- Standard NCS enclosure comes with double bar lock

鎖與鎖芯

- 標準NCS電箱附帶雙齒鎖



Reference 產品型號	Description 說明
NAC-ICA6	Square 方形 6mm
NAC-ICA7	Square 方形 7mm
NAC-ICA8	Square 方形 8mm
NAC-IDB3	Double Bar 雙齒 3mm
NAC-IDB5	Double Bar 雙齒 5mm
NAC-ITRCNOMO	Triangular 三角形 6.5mmCNOMO
NAC-ITR8	Triangular 三角形 8mm

Handle Lock with Key 鎖匙柄



Reference 產品型號	Cylindrical Key Lock (with key) 柱狀鎖芯 (配有鎖匙)
NAC-I1242E	1242E
NAC-I405	405
NAC-I421	421
NAC-I455	455
NAC-I2331A	2331A
NAC-I2433A	2433A
NAC-I3113A	3113A



Features

- Monobloc construction metal enclosure
- Perforated frame around whole perimeter
- Comes with standard plain door or transparent glass door (thickness : 4mm)
- Foamed polyurethane gasket
- 2 parts cable gland plate supplied with a gasket

IP Degree of Protection : (EN 60.529)

- IP55

IK Degree of Protection Against Mechanical Impact

- Enclosure with plain door : IK10
- Enclosure with glass door : IK08

Color : RAL 7032

特徵

- 封閉式箱體
- 門內側安裝加強型材
- 標準前門或透視玻璃前門(強化玻璃厚度為4mm)
- 門內側帶聚氨酯PU密封條
- 二段式帶密封條的電纜進線底板

IP 防護等級 : (EN 60.529)

- IP55

IK 抗外部機械衝擊能力

- 鋼板前門 : IK10
- 鋼板玻璃前門 : IK08

顏色 : RAL 7032

Selection guide 選型表

Dimensions 尺寸(mm)			Product Reference 產品型號						
Height 高度	Width 寬度	Depth 深度	Door Qty 門數	with Plain Door 帶鋼板前門	with Glass Door 帶鋼板玻璃前門	Inside Door Cable Guard 櫃門電纜固定型材	19" Swing Rack 19"搖架	Internal Door 內門	Plinths 底座
1400	800	400	1	NAM-1484S		NAF-TP08	NAF-CP27		NAF-SH841S
1600	600	400	1	NAM-1664S		NAF-TP06			NAF-SH641S
1600	800	400	1	NAM-1684S	NAM-PV1684S	NAF-TP08	NAF-CP31	NAF-PI168	NAF-SH841S
1600	1200	400	2	NAM-161242PS		NAF-TP06(X2)			NAF-SH1241S
1800	600	500	1	NAM-1865S		NAF-TP06		NAF-PI186	NAF-SH651S
1800	800	400	1	NAM-1884S	NAM-PV1884S	NAF-TP08	NAF-CP36	NAF-PI188	NAF-SH841S
1800	800	500	1	NAM-1885S		NAF-TP08	NAF-CP36	NAF-PI188	NAF-SH851S
1800	1000	400	2	NAM-181042PS		NAF-TP05(X2)		NAF-PI1810	NAF-SH1041S
1800	1200	400	2	NAM-181242PS		NAF-TP06(X2)			NAF-SH1241S
1800	1600	400	2	NAM-181642PS		NAF-TP08(X2)			NAF-SH1641S
2000	800	400	1	NAM-2084S	NAM-PV2084S	NAF-TP08	NAF-CP40	NAF-PI208	NAF-SH841S
2000	800	600	1	NAM-2086S		NAF-TP08	NAF-CP40	NAF-PI208	NAF-SH861S
2000	1000	400	2	NAM-201042PS		NAF-TP05(X2)		NAF-PI2010	NAF-SH1041S
2000	1200	400	2	NAM-201242PS		NAF-TP06(X2)			NAF-SH1241S
2000	1600	400	2	NAM-201642PS		NAF-TP08(X2)			NAF-SH1641S



- 4 points locking system for heights 1600mm to 2000mm, 2 points locking system for heights 1000mm to 1400mm
- 高度為1600mm至2000mm時採用4點鎖定。高度為1000mm至1400mm時採用兩點鎖定



- Inside view of the door with detail of cross section reinforcement frame with $\varnothing 5$ and $\varnothing 10$ mm drilling every 25mm
- 加強筋位於門的內側，鉗孔直徑為5mm和10mm，孔距25mm，有助於設備安裝



- Cable entry through the bottom, two entries
- 採用二段式電纜進線板



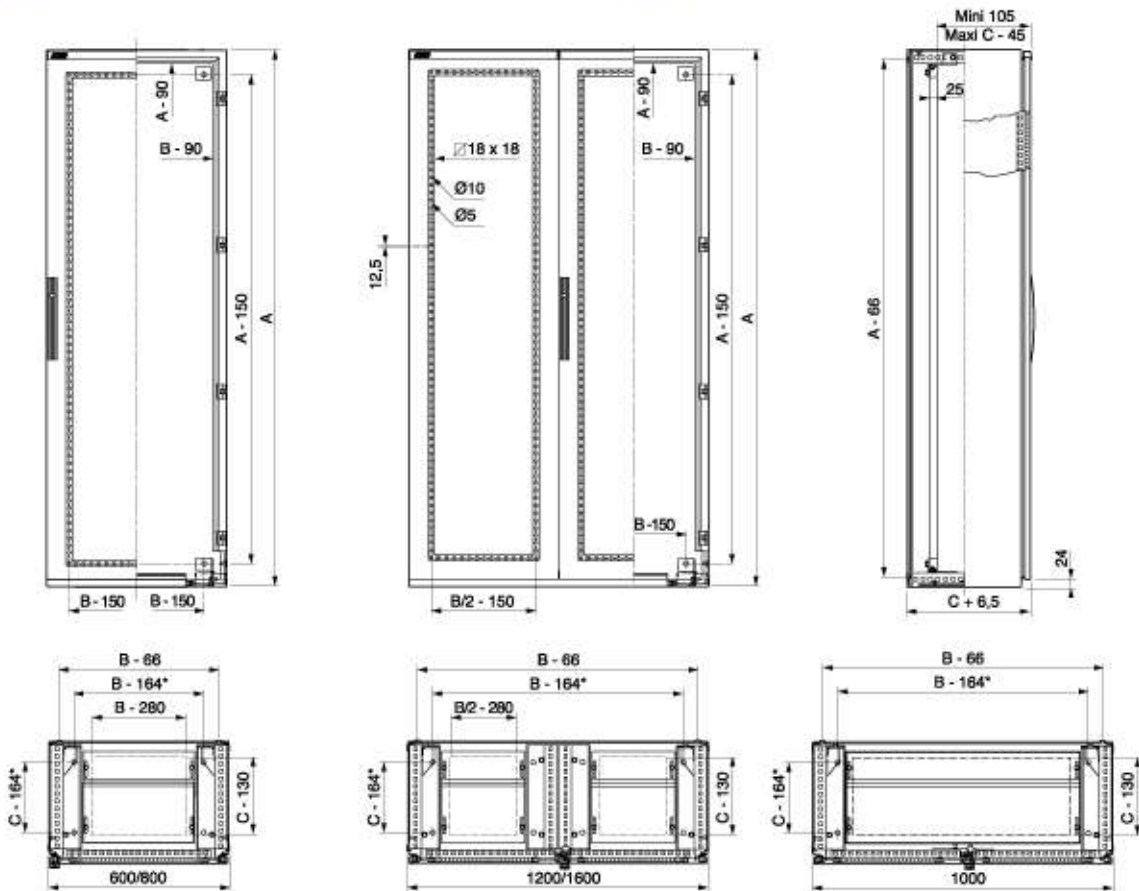
- Detail of displacement of the mounting plate through sliding guide every 25mm
- 可正面配備帶預開孔的安裝型材，孔間距為25mm



- Steel hinge designed for an easy door opening change, 120° door opening
- 前門的最大開啟角度120°，而且開啟方向可左右互換



- Standard handle double bar lock
- 標準帶手柄的雙齒鎖



A: Enclosure Height
 B: Enclosure Width
 C: Enclosure Depth
 *Dimension shown refers to the condition when plinth is mounted on the ground

A: 櫃體高度
 B: 櫃體闊度
 C: 櫃體深度
 *該尺寸為底坐安裝在地面的尺寸

Dimensions 尺寸 (mm)

**Features**

- Combinable metal enclosures
- Rigid, reliable
- Full range of accessories
- Safe and Easy : Metal enclosure comprising a triangle profile structure, welded closed at the top and bottom of the frame, with removable screw in vertical profiles to give the unit strength and versatility

Standard configuration includes

- Welded frame
- Removable top
- 4 lifting eye bolts
- Removable rear panel
- Standard plain door or glazed tempered glass door (thickness : 4mm)
- Handle double bar lock
- Galvanized mounting plate
- Bottom cable incoming plate

Degree of Protection(EN 60.529) : IP55

Degree of Protection Against Mechanical Impact

- Enclosure with plain door : IK10
- Enclosure with glass door : IK08

Material

- Enclosure and front door : cold-rolled steel
- Mounting plate : galvanized steel

Color : RAL 7032

特徵

- 組合拼裝
- 牢固可靠
- 附件齊全
- 安全便捷：金屬機櫃系統的主體結構為斷面呈三角形立柱結構。櫃頂框和底框係焊接成型，由螺栓緊固定位，可拆卸。這些特徵不僅使產品牢固可靠，而且確保了組裝的靈活性

標準機櫃包含以下部件

- 機櫃框架
- 可拆卸頂板
- 4個吊環
- 可拆卸背板
- 帶加強筋的標準前門或透視玻璃前門(強化玻璃厚度為4mm)
- 雙齒鎖帶手柄的閉鎖系統
- 鍍鋅安裝板
- 底部電纜進線板

防護等級(EN 60.529) : IP55

抗外部機械衝擊能力

- 鋼板前門 : IK10
- 鋼板玻璃前門 : IK08

材料

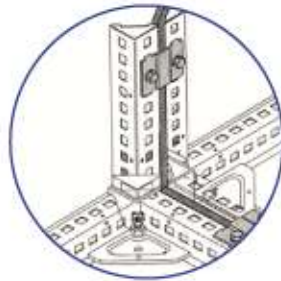
- 箱體本身和前門：冷軋鋼板
- 安裝板：鍍鋅鋼板

顏色 : RAL 7032





- Lifting eye bolts bolted directly to the cubicle structure
- 前門頂部的個性化橫向標識框



- Structure consists a triangular closed profiles in galvanized steel with welded top, base, and vertical removable bolted profiles, giving assembly an optimum stability and versatility
- 模件金屬機櫃系統的主體結構為斷面呈三角形的立柱結構，櫃頂框和底框系焊接成型，由螺絲緊固定位，可拆卸。這些特徵不僅使產品牢固可靠，而且確保了組裝的靈活性



- Location of mounting plate can be adjusted by depth adjustable brackets
- 安裝板深度可通過滑動導軌予以調整



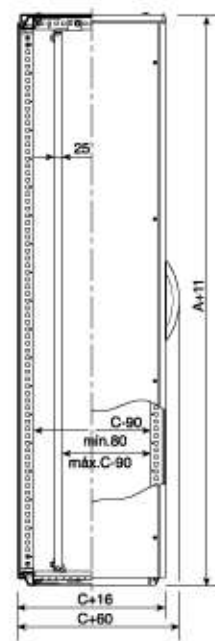
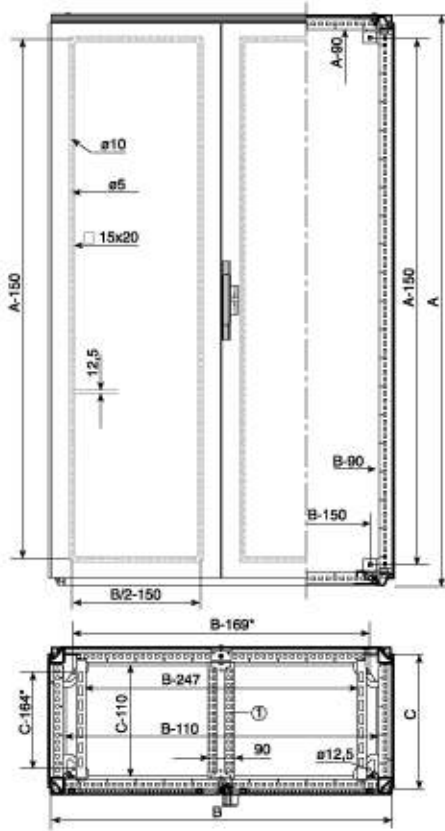
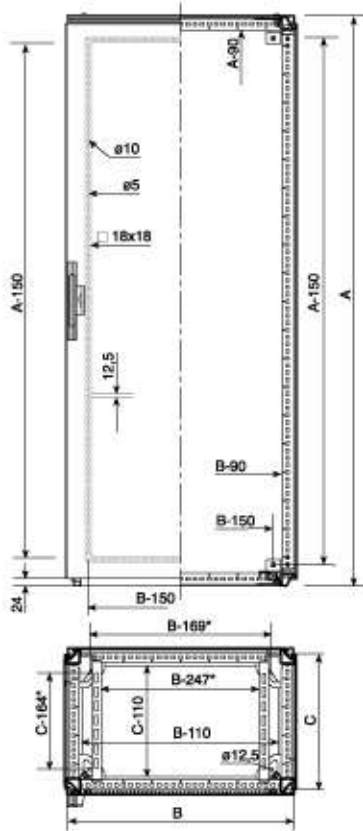
- Inside view of the 2mm thick door with detail of 15mm x 20mm cross section reinforcement frame with $\varnothing 5\text{mm}$ and $\varnothing 10\text{mm}$ drilling every 25mm
- 櫃門內視圖：櫃門厚度2mm，斷面為15mm x 20mm的加強筋位於門的內側，鉗孔直徑為5mm和10mm，孔距25mm



- Cubicle suit joining set
- 櫃櫃並櫃連接件



- Standard 4 points handle lock. Closing mechanism outside of sealed zone. Different lock types available
- 標準帶手柄的雙齒鎖，配備的4點閉鎖系統位於櫃門內側密封區域外側。閉鎖系統和鎖件形式多樣，可任你選擇



(1) Split configuration suitable for 1200mm wide enclosures
 A : Enclosure Height
 B : Enclosure Width
 C : Enclosure Depth
 *Dimension shown refers to the condition when plinth is mounted on the ground

(1) 中部分割型材適用於1200mm寬機櫃
 A : 櫃體高度
 B : 櫃體闊度
 C : 櫃體深度
 *該尺寸為底座安裝在地面的尺寸

Dimensions尺寸 (mm)

Selection guide 選型表

Dimensions 尺寸(mm)			Door Qty 門數	with Plain Door 帶鋼板前門	with Glass Door 帶鋼板玻璃前門	Side Panels 側板	Foldable Plate 折疊式台面
Height 高度	Width 寬度	Depth 深度					
1800	600	400	1	NSM-1864S		NSM-PL184S	NAF-TB6
1800	800	400	1	NSM-1884S	NSM-PV1884S	NAM-PL184S	NAF-TB8
1800	800	500	1	NSM-1885S	NSM-PV1885S	NSM-PL185S	NAF-TB8
1800	1200	500	2	NSM-181252PS		NSM-PL185S	NAF-TB6
2000	600	500	1	NSM-2065S		NSM-PL205S	NAF-TB6
2000	600	600	1	NSM-2066S		NSM-PL206S	NAF-TB6
2000	800	400	1	NSM-2084S	NSM-PV2084S	NSM-PL204S	NAF-TB8
2000	800	500	1	NSM-2085S	NSM-PV2085S	NSM-PL205S	NAF-TB8
2000	800	600	1	NSM-2086S	NSM-PV2086S	NSM-PL206S	NAF-TB8
2000	800	800	1	NSM-2088S	NSM-PV2088S	NSM-PL208S	NAF-TB8
2000	1000	400	1	NSM-20104S		NSM-PL204S	NAF-TB5
2000	1000	400	2	NSM-201042PS		NSM-PL204S	NAF-TB5
2000	1000	500	1	NSM-20105S		NSM-PL205S	NAF-TB5
2000	1000	500	2	NSM-201052PS		NSM-PL205S	NAF-TB5
2000	1000	600	1	NSM-20106S		NSM-PL206S	NAF-TB5
2000	1000	600	2	NSM-201062PS		NSM-PL206S	NAF-TB5
2000	1200	400	2	NSM-201242P		NSM-PL204S	NAF-TB6
2000	1200	500	2	NSM-201252P		NSM-PL205S	NAF-TB6
2000	1200	600	2	NSM-201262PS		NSM-PL206S	NAF-TB6
2200	800	600	1	NSM-2286S	NSM-PV2286S	NSM-PL226S	NAF-TB8
2200	800	800	1	NSM-2288S		NSM-PL228S	NAF-TB8
2200	1200	600	2	NSM-221262PS	NSM-PV221262PS	NSM-PL226S	NAF-TB6

Accessories 附件

Cubicle Internal Connection Kit 機櫃並櫃連接件

Reference 產品型號	Description 說明
NAF-XA11	Cubicle internal connection kit 機櫃並櫃連接件



Cubicle External Connection Kit 機櫃並櫃外部連接件

Reference 產品型號	Description 說明
NAF-XA19	Cubicle external connection kit 機櫃並櫃外部連接件



Reinforced Connection Kit 加強型連接件

Reference 產品型號	Description 說明
NAF-YL22	Reinforced connection kit 加強型連接件



Product Reference 產品型號					
Inside Door Cable Guard 櫃門電纜固定型材	19" Swing Rack 19"搖架	Internal Door 內門	Plinths 底座	Uprights for Universal Chassis 用於多功能安裝板的型材	Cable Guard 電纜固定型材
NAF-TP06		NAF-PI186	NAF-SH641S	NAF-EC165	NAF-TB06
NAF-TP08	NAF-CP36	NAF-PI188	NAF-SH841S	NAF-EC165	NAF-TB08
NAF-TP08	NAF-CP36	NAF-PI188	NAF-SH851S	NAF-EC165	NAF-TB08
NAF-TP06(X2)			NAF-SH1251S	NAF-EC165	NAF-TB06(X2)
NAF-TP06		NAF-PI206	NAF-SH651S	NAF-EC185	NAF-TB06
NAF-TP06		NAF-PI206	NAF-SH661S	NAF-EC185	NAF-TB06
NAF-TP08	NAF-CP40	NAF-PI208	NAF-SH841S	NAF-EC185	NAF-TB08
NAF-TP08	NAF-CP40	NAF-PI208	NAF-SH851S	NAF-EC185	NAF-TB08
NAF-TP08	NAF-CP40	NAF-PI208	NAF-SH861S	NAF-EC185	NAF-TB08
NAF-TP08	NAF-CP40	NAF-PI208	NAF-SH881S	NAF-EC185	NAF-TB08
NAF-TP10		NAF-PI2010	NAF-SH1041S	NAF-EC185	NAF-TB10
NAF-TP05(X2)			NAF-SH1041S	NAF-EC185	NAF-TB10
NAF-TP10		NAF-PI2010	NAF-SH1051S	NAF-EC185	NAF-TB10
NAF-TP05(X2)			NAF-SH1051S	NAF-EC185	NAF-TB10
NAF-TP10		NAF-PI2010	NAF-SH1061S	NAF-EC185	NAF-TB10
NAF-TP05(X2)			NAF-SH1061S	NAF-EC185	NAF-TB10
NAF-TP06(X2)			NAF-SH1241S	NAF-EC185	NAF-TB06(X2)
NAF-TP06(X2)			NAF-SH1251S	NAF-EC185	NAF-TB06(X2)
NAF-TP06(X2)			NAF-SH1261S	NAF-EC185	NAF-TB06(X2)
NAF-TP08	NAF-CP45	NAF-PI228S	NAF-SH861S	NAF-EC205	NAF-TB08
NAF-TP08	NAF-CP45	NAF-PI228	NAF-SH881S	NAF-EC205	NAF-TB08
NAF-TP06(X2)			NAF-SH1261S	NAF-EC205	NAF-TB06(X2)

**Side Panels
側板**



Enclosure Dimensions 櫃體尺寸		
Reference 產品型號	Width 闊度(mm)	Height 高度(mm)
NSM-PL184S	1800	400
NSM-PL185S	1800	500
NSM-PL204S	2000	400
NSM-PL205S	2000	500
NSM-PL206S	2000	600
NSM-PL208S	2000	800
NSM-PL226S	2200	600
NSM-PL228S	2200	800

**Internal door
內門**



Enclosure Dimensions 櫃體尺寸		
Reference 產品型號	Height 高度(mm)	Width 闊度(mm)
NAF-PI166	1600	600
NAF-PI168	1600	800
NAF-PI186	1800	600
NAF-PI188	1800	800
NAF-PI1810	1800	1000
NAF-PI206	2000	600
NAF-PI208	2000	800
NAF-PI2010	2000	1000
NAF-PI228	2200	800

NAM & NSM

Floor standing enclosure & Industrial cubicle system

整體落地式機櫃及組合拼裝式工業機櫃系統

Accessories 附件

Mounting Plate

- Manufactured in galvanized steel. It includes a perimeter reinforcing rib and the vertical edges are strengthened with a double edge depth adjustable in 25mm intervals.
- In sets comprising two or more enclosures with mounting plates, it is possible to use intermediate plates to obtain a continuous plate surface.
- Max. load 600Kg (with plate right at the back) and 500Kg (if placed in the middle).



安裝板

- 由鋼板製成，邊緣進行了加強處理。安裝板垂直採用雙槽邊設計，以增加強度。安裝板深度可調，調節間距為25mm。
- 當由兩個或多個控制櫃並櫃時，中間安裝板將是最佳選擇，它可為機櫃並櫃提供連續平整的安裝表面。
- 最大負載600Kg(位於控制櫃最後部時)，或500Kg(位於控制櫃中部時)。

Reference 產品型號	Enclosure Dimensions 櫃體尺寸	
	Height 高度(mm)	Width 闊度(mm)
NAF-PG148S	1400	800
NAF-PG166S	1600	600
NAF-PG168S	1600	800
NAF-PG1612S	1600	1200
NAF-PG186S	1800	600
NAF-PG188S	1800	800
NAF-PG1810S	1800	1000
NAF-PG1812S	1800	1200
NAF-PG206S	2000	600
NAF-PG208S	2000	800
NAF-PG2010S	2000	1000
NAF-PG2012S	2000	1200
NAF-PG228S	2200	800
NAF-PG2212S	2200	1200

Set of Uprights for Universal Chassis

- Set of vertical uprights for fixing plates and rails

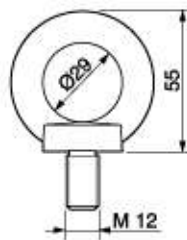
用於多功能安裝板的型材

- 立柱用於固定安裝板或導軌



Reference 產品型號	Height 高度(mm)
NAF-EC125	1400
NAF-EC145	1600
NAF-EC165	1800
NAF-EC185	2000
NAF-EC205	2200

Lifting Eye Bolt 起吊環



Reference 產品型號	Suitable for 適用於
NAF-XL2	NSM
NAF-XL3	NAM

Lifting Rack

- Suitable for combined cubicles

起吊架

- 適用於合併式機櫃



Reference 產品型號	Suitable for 適用於
NAF-XL22	NSM

Mounting Profiles

- Used for fixing of equipment inside the cubicle
- Profiles punched every 25mm

安裝型材

- 用於櫃體內部安裝，元器件可直接安裝在型材上
- 孔距為25mm



Enclosure Width 櫃體尺寸 (mm)	Profile Width 型材寬度		
	40mm	65mm	90mm
400	NAF-TF4040	NAF-TF6540	NAF-TF9040
500	NAF-TF4050	NAF-TF6550	NAF-TF9050
600	NAF-TF4060	NAF-TF6560	NAF-TF9060
800	NAF-TF4080	NAF-TF6580	NAF-TF9080
1000	NAF-TF40100	NAF-TF65100	NAF-TF90100
1200	NAF-TF40120	NAF-TF65120	NAF-TF90120
1400	NAF-TF40140	NAF-TF65140	NAF-TF90140
1600	NAF-TF40160	NAF-TF65160	NAF-TF90160
1800	NAF-TF40180	NAF-TF65180	NAF-TF90180
2000	NAF-TF40200	NAF-TF65200	NAF-TF90200
2200	NAF-TF40220	NAF-TF65220	NAF-TF90220

19" Swing Rack

- Direct coupling to enclosure framework with 19" metal rack
- Installation on enclosure with 800mm widths
- Color : RAL 7032

19" 搖架

- 可將任何19"模件直接安裝在標準模數孔中
- 這種安裝架可裝配在寬度為800mm的櫃體中
- 顏色 : RAL 7032

Reference 產品型號	No. of Module 模數	for Fitting to Enclosure 適合櫃體	
		Height 高度(mm)	Width 闊度(mm)
NAF-CP27	27	1400	800
NAF-CP31	31	1600	800
NAF-CP36	36	1800	800
NAF-CP40	40	2000	800
NAF-CP45	45	2200	800



Partial Mounting Plate

部分安裝板



Reference 產品型號	Dimensions 安裝板尺寸(mm)		
	Height 高度	Width 闊度	for Fitting to Encl. Width 適用於櫃體寬度
NAF-CPM62S	247	505	600
NAF-CPM64S	397	505	600
NAF-CPM66S	597	505	600
NAF-CPM82S	247	705	800
NAF-CPM84S	397	705	800
NAF-CPM86S	597	705	800
NAF-CPM102S	247	905	1000
NAF-CPM104S	397	905	1000
NAF-CPM106S	597	905	1000
NAF-CPM122S	247	1105	1200
NAF-CPM124S	397	1105	1200
NAF-CPM126S	597	1105	1200

NAM & NSM

Floor standing enclosure & Industrial cubicle system

整體落地式機櫃及組合拼裝式工業機櫃系統

Accessories 附件

Wall Fixing Bracket

貼牆固定安裝件



Reference 產品型號	Description 說明
NAF-PFA	Wall fixing bracket 貼牆固定安裝件

Earthing Cables

接地導線



Reference 產品型號	Cross-section Area 截面積(mm ²)	Length 長度(mm)	Hook Dia. 金屬圈孔徑
NAC-CM6130	6	130	6.4
NAC-CM6160	6	160	6.4
NAC-CM6168	6	160	8.3
NAC-CM1025	10	250	6.4
NAC-CM2535	25	350	8.3

Individual Plinths

For direct attachment to enclosures using the floor fixing holes

- Heights of 100mm and 200mm
- Accessible from the front and back
- Possible to join at sides in an interconnected set of enclosures
- Colour : RAL 7022

底座

使用底座上的鉛孔直接將其安裝在控制櫃下方，用於對控制櫃進行落地式固定

- 高度：100mm 和 200mm
- 前後均可滿足進線需求
- 多個底座之間可採用側面連接的方式，可用於組合式櫃控制櫃
- 顏色：RAL 7022



Encl. Dimensions 控制櫃尺寸		Reference 產品型號	
Width 寬度(mm)	Depth 深度(mm)	Height 高度=100mm	Height 高度=200mm
1000	400	NAF-SH1041S	NAF-SH1042S
1000	500	NAF-SH1051S	NAF-SH1052S
1000	600	NAF-SH1061S	NAF-SH1062S
1200	400	NAF-SH1241S	NAF-SH1242S
1200	500	NAF-SH1251S	NAF-SH1252S
1200	600	NAF-SH1261S	NAF-SH1262S
1600	400	NAF-SH1641S	NAF-SH1642S
600	400	NAF-SH641S	NAF-SH642S
600	500	NAF-SH651S	NAF-SH652S
600	600	NAF-SH661S	NAF-SH662S
800	400	NAF-SH841S	NAF-SH842S
800	500	NAF-SH851S	NAF-SH852S
800	600	NAF-SH861S	NAF-SH862S
800	800	NAF-SH881S	NAF-SH882S

Cable Guard

- Adjustable distance of 25mm

電纜固定型材

- 固定型材深度可調節距為25mm

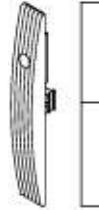


for Fitting to Enclosure 適合櫃體	
Reference 產品型號	Width 闊度(mm)
NAF-TB06	600
NAF-TB08	800
NAF-TB10	1000

Standard Lock System

標準鎖系統

- Reversible by rotating lock 180°
- IK Degree of protection against mechanical impact : IK10
- 為配合開門的左右方向互換，只需將鎖芯轉動180度
- IK抗外部機械衝擊能力：IK10



Key Lock Type 種類	Reference 產品型號	Description 說明
	NAF-IDB52	5mm Double bar 雙齒鎖芯
	NAF-VBP	5mm Pushbutton mechanism 按鈕鎖芯

Handle Lock

手柄鎖

Reference 產品型號	Description 說明
NAF-VP100	Standard Handle Lock 標準手柄鎖



NAF VP100

1. Key Lock Type 鎖芯類型
2. Cylindrical key lock 圓柱形鎖芯
3. Half-cylindrical key lock 半圓柱形鎖芯
4. DIN half-cylindrical key lock DIN半圓柱適配器
5. KABA barrel lock KABA 1036適配器
6. ASSA barrel lock ASSA適配器
7. Pushbutton key lock 按鈕鎖芯

Optional Lock Inserts

更多鎖芯選擇

Key Lock Type

鎖芯類型

Reference 產品型號	Description 說明
NAF-ICA6	6mm Square key 方形鎖芯
NAF-ICA7	7mm Square key 方形鎖芯
NAF-ICA8	8mm Square key 方形鎖芯
NAF-ITR75	7mm Triangular key 三角形鎖芯
NAF-ITR85	8mm Triangular key 三角形鎖芯
NAF-IDB3	3mm Double bar 雙齒鎖芯
NAF-IDB5	5mm Double bar 雙齒鎖芯

Barrel Lock and Others

半圓柱形和其他鎖芯

Reference 產品型號	Description 說明
NAF-IDIN1242E	1242 E half cylindrical key E型半圓柱形鎖芯
NAF-IDIN	Adapted DIN barrel lock DIN半圓柱適配器
NAF-IKABA	Adapted KABA barrel lock KABA 1036適配器
NAF-IASSA	Adapted ASSA barrel lock ASSA適配器
NAF-VBP	Pushbutton key 按鈕鎖芯

Cylindrical Key Lock

圓柱形鎖芯

Reference 產品型號	Description 說明
NAF-I405E	No. 405 E cylindrical key E型圓柱形鎖芯
NAF-I421E	No. 421 E cylindrical key E型圓柱形鎖芯
NAF-I455E	No. 455 key lock 455型圓柱形鎖芯
NAF-I1242E	No. 1242 E cylindrical key E型圓柱形鎖芯
NAF-I2131E	No. 2131 A cylindrical key A型圓柱形鎖芯
NAF-I2132E	No. 2132 A cylindrical key A型圓柱形鎖芯
NAF-I2331E	No. 2331 A cylindrical key A型圓柱形鎖芯
NAF-I2433E	No. 2433 A cylindrical key A型圓柱形鎖芯
NAF-I2452E	No. 2452 E cylindrical key E型圓柱形鎖芯
NAF-I3113E	No. 3113 A cylindrical key A型圓柱形鎖芯
NAF-I3112E	No. 3122 E cylindrical key E型圓柱形鎖芯
NAF-I3422E	No. 3422 E cylindrical key E型圓柱形鎖芯
NAF-I3432E	No. 3432 E cylindrical key E型圓柱形鎖芯

Schneider Electric (HK) Ltd.
施耐德 (香港) 有限公司

Rm 3108-28, 31/F, Sun Hung Kai Centre
30 Harbour Road, Wanchai, Hong Kong
香港灣仔港灣道30號新鴻基中心31樓3108-28室
Tel 電話: 2565 0621 Fax 傳真: 2811 1029
Customer Hotline 客戶服務熱線: 2579 9699
www.schneider-electric.com.hk

As standards, specifications and designs change from time to time, please ask for confirmation of the information given in this publication.
由於標準、規格及設計時有變更，請與我們的銷售部門確認資料