

Components for installations

Components for installations	Terminals for building installations	G.2
	Junction box terminals D-Series	G.3
	Lighting terminals D-Pack / D-Lux	G.4
	Packs	G.5
	Sets	G.6
	Eurostrips D-Strip	G.7

Terminals for building installations

Junction box terminals

- Suitable for rigid and stranded conductors (up to 7 strands)
- Connecting: strip conductor and push into terminal opening – finished!
- Disconnecting: twist end of conductor and terminal in opposite directions and simultaneously pull apart


Lighting terminals

- Installation side is suitable for two rigid conductors so that the line is ready for a further loop
- Lighting side is suitable for a flexible conductor for connecting the light fitting
- Strip rigid conductors and insert into contact openings. Strip flexible conductor and open the clamping spring by squeezing the sides of the terminal. Insert the conductor and release the pressure on the sides

Eurostrips

- Suitable for rigid and flexible conductors
- The 12-pole strip is easily cut into smaller pieces with the appropriate number of poles

G



Junction box terminals D-Series



D-Series


Installation terminals without screws



- Conductors can be removed again by twisting and pulling.
- When using aluminium conductors, we recommend using Alu-Top 30 contact paste.
- Opening for voltage tester.
- Slots on the underside for specifying the necessary stripping length.
- For connecting solid and stranded copper conductors (7 strands) with Push In technology.



G



Technical data

Material		
housing	Polyamide PA 66, light grey RAL 7035	
current bar	Coated electrolytic copper	
Connected load	EN 60998	for aluminium conductors ¹⁾
D1.5/2.5	450 V / 25 A	450 V / 16 A
D4.0	450 V / 35 A	450 V / 22 A
Clamping range	EN 60998	UL 486C
D1.5/2.5	0.75 ... 2.5 mm ² solid	AWG 18/1 - AWG 14/1
D1.5/2.5	1.5 ... 2.5 mm ² flexible (7-strand)	
D4.0	1.5 ... 4.0 mm ² solid	AWG 16/1 - 12/1
D4.0	1.5 ... 4.0 mm ² flexible (7-strand)	AWG 12/7
Temperature range		
when using copper conductors	-40°C ... +100°C	
when using aluminium conductors ¹⁾	-40°C ... +60°C	
temperature limit of insulating material	to UL 130°C	
Approvals		

¹⁾ in conjunction with Alu-Top 30 contact paste



Conductor diameter/Clamping points

	2 clamping points	3 clamping points	4 clamping points	5 clamping points	8 clamping points
0.75 mm ² – 2.5 mm ²	X		X	X	X
1.5 mm ² – 4.0 mm ²		X			

Ordering data


Accessories	Qty	Order No.
Alu-Top 30 (contact paste)	5	1778260000
Bag of samples	1	1804420000

Lighting terminals D-Pack / D-Lux



G

- Quick, simple and secure installation of light fittings.
- Detachable connection, no tools needed.
- Two solid conductors connected on the installation side.
- One flexible conductor connected on the lighting side.
- Spring contact makes screws unnecessary
- Opening for voltage tester.
- Minimum space requirement.



Strip solid conductors 8-9 mm and insert into connector.



Strip flexible conductor 8-9 mm, squeeze sides of connector together and insert conductor.

Technical data

Material		
housing	Polyamide PA 66, light grey RAL 7035	
current bar	Tin-plated electrolytic copper	
Clamping range		
installation side	EN 60998	UL 486C
	2 x 1.0 – 2.5 mm ² solid copper conductor	AWG 17 – 14
lighting side	1 x 0.5 – 2.5 mm ² flexible copper conductor	AWG 20 – 14
Connected load		
rated current/voltage	24 A / 400 V	20 A / 600 V
rated impulse withstand voltage	4 kV	
pollution severity	2	
Temperature range		
continuous operating temperature	+105°C to UL 746B	
ambient temperature	-40°C ... +60°C	
Approvals		

Packs



The D-Packs for small jobs

Packed in bag	Clamping points	Qty	Order No.
D-Pack D 1.5/2.5-2	2	25	1781450000
D-Pack D 1.5/2.5-3	3	25	1781460000
D-Pack D 1.5/2.5-4	4	25	1781470000
D-Pack D 1.5/2.5-5	5	25	1781480000
D-Pack D 1.5/2.5-8	8	20	1781490000
D-Pack D 4.0-3	3	20	1781500000
D-Pack D Lux2/1	2	25	1791260000



The Standard Packs for everyday jobs

Packed in box	Clamping points	Qty	Order No.
D 1.5/2.5-2	2	100	1746420000
D 1.5/2.5-3	3	100	1746430000
D 1.5/2.5-4	4	100	1746440000
D 1.5/2.5-5	5	100	1746450000
D 1.5/2.5-8	8	50	1746460000
D 4.0-3	3	50	1746470000
D Lux2/1	2	100	1774270000



The BigPacks with the big price advantage

Packed in box	Clamping points	Qty	Order No.
D 1.5/2.5-2 BigPack	2	1000	1858110000
D 1.5/2.5-3 BigPack	3	1000	1858060000
D 1.5/2.5-4 BigPack	4	1000	1858070000
D 1.5/2.5-5 BigPack	5	1000	1858080000
D 1.5/2.5-8 BigPack	8	500	1858090000
D 4.0-3 BigPack	3	500	1858100000
D Lux2/1 BigPack	2	1000	1858050000

Sets

Sets



Insta-Set D plus Clamping

Contents	Clamping points	Order No.
1 stripax® wire stripper		
200 junction box terminals D 1.5 / 2.5-3	3	
400 junction box terminals D 1.5 / 2.5-5	5	1904990000



Insta-Set D plus VDE SDI screwdriver

Contents	Clamping points	Order No.
1 Stripper round top sheathing stripper		
1 SDI 0.4 x 2.5 x 75 insulated screwdriver		
1 SDI 0.8 x 4.0 x 100 insulated screwdriver		
1 SDIK PZ 1 insulated screwdriver		
1 SDIK PZ 2 insulated screwdriver		
200 junction box terminals D 1.5 / 2.5-3	3	
400 junction box terminals D 1.5 / 2.5-5	5	1905010000



Insta-Set D plus SD screwdriver

Contents	Clamping points	Order No.
1 Stripper round top sheathing stripper		
1 SD 0.4 x 2.5 x 75 screwdriver		
1 SD 0.8 x 4.0 x 100 screwdriver		
1 SDK PZ 1 screwdriver		
1 SDK PZ 2 screwdriver		
200 junction box terminals D 1.5 / 2.5-3	3	
400 junction box terminals D 1.5 / 2.5-5	5	1905020000




Insta-Set D plus VDE pliers


Contents	Clamping points	Order No.
1 KBZ 160 combination pliers		
1 SE HD 140 side-cutting pliers		
1 AIZ 160 wire stripper		
400 junction box terminals D 1.5 / 2.5-5	5	
100 junction box terminals D 1.5 / 2.5-8	8	1908440000

Eurostrips

D-Strip



- 12-pole terminal strip for conductor cross-sections up to 25 mm²
- Available with polyamide or polyethylene insulation.
- Captive screws, supplied open.
- Also available with wire guard.
- Various international approvals.



Technical data

Material	Polyamide (natural)	Polyethylene (black or white)
inserts	brass, passivated	Brass
screws	steel, passivated	steel, passivated
Rated voltage		
D-Strip 2.5-4/12 to D-Strip 16/12	450 V	450 V
D-Strip 25/12	750 V	750 V
Temperature range		
max. ambient temperature	+85°C / +110°C ¹⁾	+85°C
max. test temperature to EN 60998	+115°C / +140°C ¹⁾	
Approvals		
¹⁾ for D-Strip 16/12 PA and D-Strip 25/12 PA ²⁾ polyamide versions only		

Ordering data

Polyamide, natural	Nom. cross-section mm ²	Max. cross-section mm ²	Qty	Order No.
D-Strip 2.5-4/12 PA	2.5	4.0	10	1837100000
D-Strip 4-6/12 PA	4.0	6.0	10	1837130000
D-Strip 6-10/12 PA	6.0	10.0	10	1837160000
D-Strip 16/12 PA	16.0	16.0	10	1837190000
D-Strip 25/12 PA	25.0	25.0	10	1837220000
with wire guard				
D-Strip 2.5/12 PA WP	2.5	2.5	10	1866640000
D-Strip 4/12 PA WP	4.0	4.0	10	1866650000
D-Strip 6/12 PA WP	6.0	6.0	10	1866660000
D-Strip 16/12 PA WP	16.0	16.0	10	1866670000
Polyethylene, black				
D-Strip 2.5-4/12 PE B	2.5	4.0	10	1837110000
D-Strip 4-6/12 PE B	4.0	6.0	10	1837140000
D-Strip 6-10/12 PE B	6.0	10.0	10	1837170000
D-Strip 16/12 PE B	16.0	16.0	10	1837200000
D-Strip 25/12 PE B	25.0	25.0	10	1837230000
Polyethylene, white				
D-Strip 2.5-4/12 PE W	2.5	4.0	10	1837120000
D-Strip 4-6/12 PE W	4.0	6.0	10	1837150000
D-Strip 6-10/12 PE W	6.0	10.0	10	1837180000
D-Strip 16/12 PE W	16.0	16.0	10	1837210000
D-Strip 25/12 PE W	25.0	25.0	10	1837240000

Dimensions in mm

Type	A	B	C	D	E	F
D-Strip 2.5-4...	93.6	16.2	13.4	8.0	ø 2.8	ø 2.8
D-Strip 4-6...	116.4	18.6	15.0	10.0	ø 3.6	ø 3.5
D-Strip 6-10	133.5	22.2	17.3	11.5	ø 4.2	ø 3.6
D-Strip 16...	175.0	25.2	20.8	15.0	ø 5.8	ø 5.2
D-Strip 25...	212.0*	36.0	29.6	18.0	ø 7.5	ø 4.0

^{*)} Polyamide A = 208 mm

